

coding

B E T T Y

It is important to always accurately code how much assistance your patients require to perform their activities of daily living and provide assistance in the safest manner possible for you and the patient.

LISTED BELOW ARE
ADDITIONAL CODING TIPS:

- ★ **Code the actual assistance** provided, not what you think the patient can do or what the patient's potential is.
- ★ **Code for the MOST support** you provided during your shift, even if it only occurs once.
- ★ Do not code the assistance the patient "should" be receiving according to the care plan. The level of assistance given could be different from what is written on the care plan; therefore **code what actually happened.**
- ★ Do not code assistance provided by family or other visitors.

This helpful guide provides definitions as well as examples with pictures to assist you in coding correctly.

Bed mobility **E**ating **T**ransfer **T**oilet use
Yes: You coded **BETTY** correctly!

Bed mobility

How a patient

- Is boosted up in the bed
- Sits up and lies down in the bed
- Turns side to side
- Repositions body while in bed or alternate sleep furniture such as a recliner

Eating

How a patient

- Eats and drinks, regardless of skill

Includes tube feedings, total parenteral nutrition and IV fluids

Transfer

How a patient transfers

- To or from bed, chair, wheelchair and standing position

Excludes to/from bath/toilet

Toilet use

How a patient

- Uses the toilet room, commode, bedpan or urinal
- Transfers on and off toilet
- Cleanses self after elimination
- Changes pad
- Manages ostomy or catheter
- Adjusts clothes

Do not include emptying of bedpan, urinal, bedside commode, catheter bag or ostomy bag.

Coding: Self Performance

LEAST

0 Independent

No help or staff oversight given at any time

1 Supervision

No hands-on assistance given – just oversight, encouragement or cueing.

2 Limited Assistance

Patient is highly involved in activity, and staff assistance is required to provide guided maneuvering of limbs. No physical support or lifting is given.

3 Extensive Assistance

Patient is involved in activity, and staff assistance is required to lift, partially lift, and/or support the weight of the patient's limb or body.

MOST

4 Total Dependence

Patient does not help, therefore full staff performance is required every time.

Coding: Support Provided

LEAST

0 No setup or staff assistance

1 Setup help; no hands-on assistance given

2 One person physical assist

MOST

3 Two+ persons physical assist

Bed mobility



Independent

Betty is able to sit up from bed without any staff assistance.
Code: 0 self performance, 0 support.



Supervision

Betty requires staff for verbal cues and reminders to reposition herself with the use of the side rail.
Code: 1 self performance, 0 support.

Bed mobility



Limited Assistance (Example A)

Betty requires staff for cueing and to guide her arm to the side rail so that she can roll to the side.

Code: 2 self performance, 2 support.



Limited Assistance (Example B)

Betty requires staff to guide (not lift) her legs over the side of the bed so that she can sit up.

Code: 2 self performance, 2 support.



Extensive Assistance (Example A)

Betty requires staff to help her roll to the side.

Code: 3 self performance, 2 support.

★ If a second person is required for ANY part of the assist,
Code: 3 self performance, 3 support.



Extensive Assistance (Example B)

Betty has slipped down in bed and requires staff to physically lift and reposition her toward the head of the bed; however, she was able to assist by bending her knees and pushing with her legs.

Code: 3 self performance, 3 support.

Bed mobility



Extensive Assistance (Example C)

Betty requires staff for cueing and to help her lift her trunk and move her legs over the side of the bed to sit up.

Code: 3 self performance, 2 support.

★ If a second person is required for ANY part of the assist, Code 3 self performance, 3 support.



Total Dependence (Example A)

Betty is unable to turn, sit up or lie down in bed without total assistance. Staff must physically turn and position her.

Code: 4 self performance, 3 support.



Total Dependence (Example B)

Betty has slipped down in bed and requires staff to physically lift and reposition her toward the head of the bed.

Code: 4 self performance, 3 support.

Eating



Independent

Betty is completely independent in eating and drinking.
Code: 0 self performance, 0 support.



Supervision

Betty requires staff for supervision and cueing for safe chewing and swallowing, and adequate meal intake.

Code: 1 self performance, 0 support.

If you open any food or beverage containers, help cut her food or prepare her food for eating, coding changes.

Code: 1 self performance, 1 support.



Limited Assistance

Betty requires staff to guide her elbow so she can move the utensil to her mouth.

Code: 2 self performance, 2 support.



Extensive Assistance (Example A)

Betty requires staff to lift her wrist so that she can bring food to her mouth.

Code: 3 self performance, 2 support.

Eating



Extensive Assistance (Example B)

Betty requires staff to lift her wrist so that she can bring the glass to her mouth.

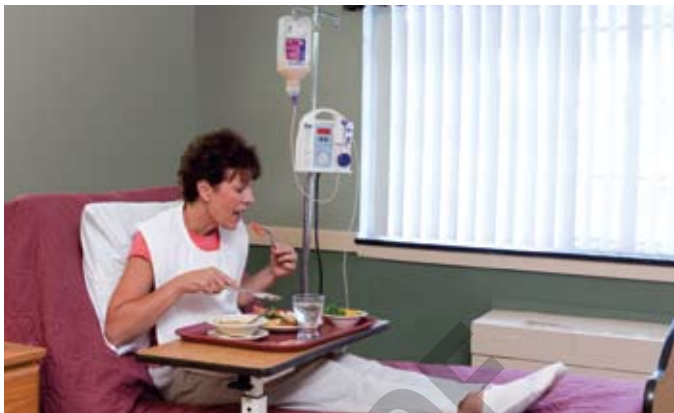
Code: 3 self performance, 2 support.



Extensive Assistance (Example C)

Betty can feed self but fatigues during meal, and requires staff to physically assist for adequate meal intake.

Code: 3 self performance, 2 support.



Extensive Assistance (Example D)

Betty can feed self but also requires tube feedings for adequate nutrition.

Code: 3 self performance, 2 support.



Total Dependence

Betty requires staff to feed her all of her meal.

Code: 4 self performance, 2 support.

Transfers



Independent

Betty is able to stand with a walker from a seating position by herself.

Code: 0 self performance, 0 support.



Supervision

Betty requires staff to position wheelchair and provide cueing and reminders to transfer safely.

Code: 1 self performance, 1 support.



Limited Assistance (Example A)

Betty requires staff to place the wheelchair next to the bed and provide hands-on guidance to transfer to the wheelchair.

Code: 2 self performance, 2 support.



Limited Assistance (Example B)

Betty requires staff for hands-on guidance to move from sit to stand with a walker.

Code: 2 self performance, 2 support.

Transfers



Extensive Assistance (Example A)

Betty requires staff to partially lift and support her when transferred from sit to stand.

Code: 3 self performance, 3 support.




Extensive Assistance (Example B)

Betty requires staff to partially lift and support her when transferred from bed to chair.

Code: 3 self performance, 2 support.

★ If a second person is required for ANY part of the assist,

Code: 3 self performance, 3 support.



Extensive Assistance (Example C)

Betty requires staff to partially lift and support her for a stand pivot transfer from chair to bed.

Code: 3 self performance, 2 support.

★ If a second person is required for ANY part of the assist,
Code: 3 self performance, 3 support.

Transfers



Total Dependence

Betty requires at least two staff members to physically lift and transfer her using a mechanical lift. Remember: mechanical lifts should NEVER be completed alone.
Code: 4 self performance, 3 support.

Toilet use



Independent

Betty is independent with all her toileting tasks.

Code: 0 self performance, 0 support.



Supervision

(Example A)

Betty requires staff for cueing for a safe transfer onto the toilet.

Code: 1 self performance, 0 support.

Toilet use



Supervision

(Example B)

Betty requires staff to remind her to pull down her pants prior to toileting.
Code: 1 self performance, 0 support.



Limited Assistance

(Example A)

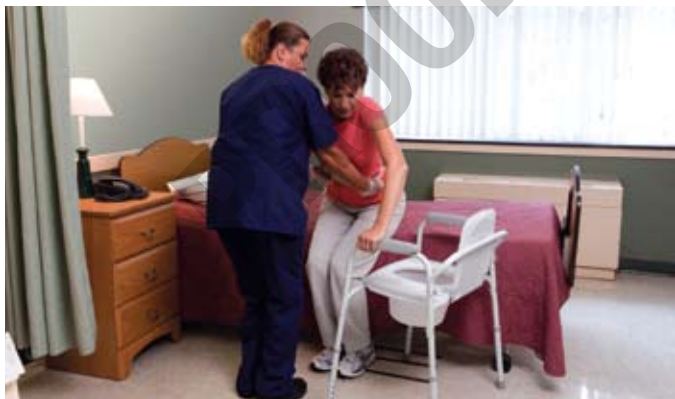
Betty requires staff to help her unbutton or zipper her pants prior to toileting.
Code: 2 self performance, 2 support.



Limited Assistance (Example B)

Betty requires hands-on guidance from staff to move from sit to stand or vice versa.

Code: 2 self performance, 2 support.



Extensive Assistance (Example A)

Betty requires staff to physically assist her with transferring to the bedside commode.

Code: 3 self performance, 2 support.

★ If a second person is required for ANY part of the assist,
Code: 3 self performance, 3 support.

Toilet Use



Extensive Assistance (Example B)

Betty is able to pull her pants down, bend her knees and push her hips up, but requires staff to position her on the bed pan.
Code: 3 self performance, 2 support.

- ▶ Betty has an **incontinence episode**, and she is able to assist with positioning for personal hygiene and assists to remove and put on clothing.
Code: 3 self performance, 2 support.



Extensive Assistance (Example C)

Betty requires staff to manipulate her clothing prior to toileting and provide personal hygiene.

Code: 3 self performance, 2 support.

★ If a second person is required for ANY part of the assist,
Code: 3 self performance, 3 support.



Total Dependence

Betty requires staff to position her to put her on a bedpan and provide total care for personal hygiene.

Code: 4 self performance, 2 support.

★ If a second person is required for ANY part of the assist,
Code: 4 self performance, 3 support.

- Betty has an **incontinence episode**, and requires total care for personal hygiene and clothing change.

Code: 4 self performance, 2 support.

★ If a second person is required for ANY part of the assist,
Code: 4 self performance, 3 support.

Bed mobility **E**ating **T**ransfer **T**oilet use
Yes: You coded **BETTY** correctly!

It is important to always accurately code how much assistance your patients require to perform their activities of daily living.

Code for the MOST support you provided during your shift, even if it only occurs one time!

Notes

DRAFT



coding **BETTY**

